Pos 1 (1 : 10)

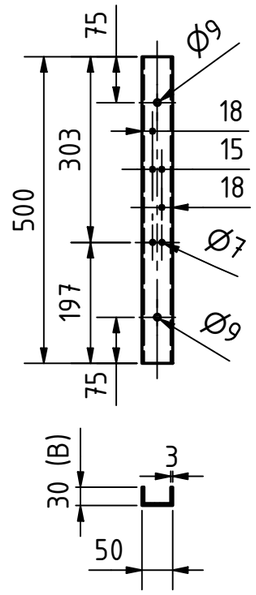

Pos 2 (1 : 10)

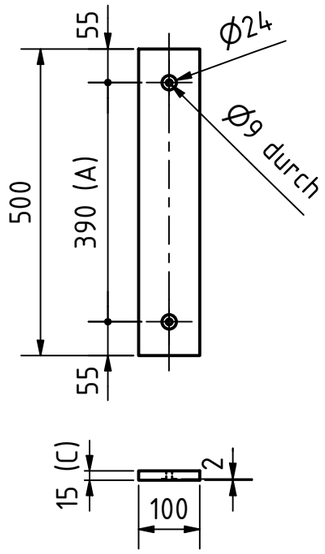

Pos 16 (1 : 10)

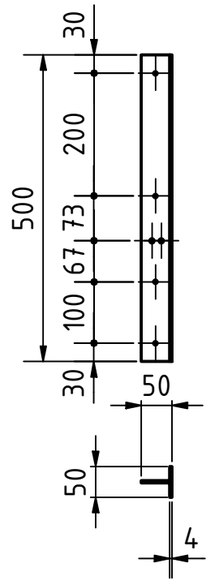

BAUTEILLISTE			
Position	ANZAHL	BAUTEILNUMMER	BESCHREIBUNG
2	2	Bodenplatte 500x100	Siebdruck, d>=15
3	4	Einschlagmutter M8	Edelstahl
4	2	CZL601 100kg	
5	4	Abstandhalter	Fl 30x27x4, Al
6	4	ISO 4017 - M8 x 65	Sechskantschraube, Edelstahl
7	4	DIN 125 - A 8,4	Unterlegscheibe, Edelstahl
8	4	DIN 315 - M8	Flügelmutter, Edelstahl
9	8	DIN 125 - A 6,4	Unterlegscheibe, Edelstahl
15	8	ISO 4017 - M6 x 25	Sechskantschraube
16	2	T-Profil	Al, 50x50x4
17	2	Holz lang	Dicke wie Pos. 2
18	2	Holz kurz	Dicke wie Pos. 2
19	2	U-Profil	Al, 30x50x50x3

Pos 18 (1 : 5)

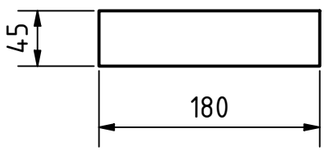

Pos 17 (1 : 5)



A + 42 = Platz für Beute

Pos. 6 L <= B + C + 24

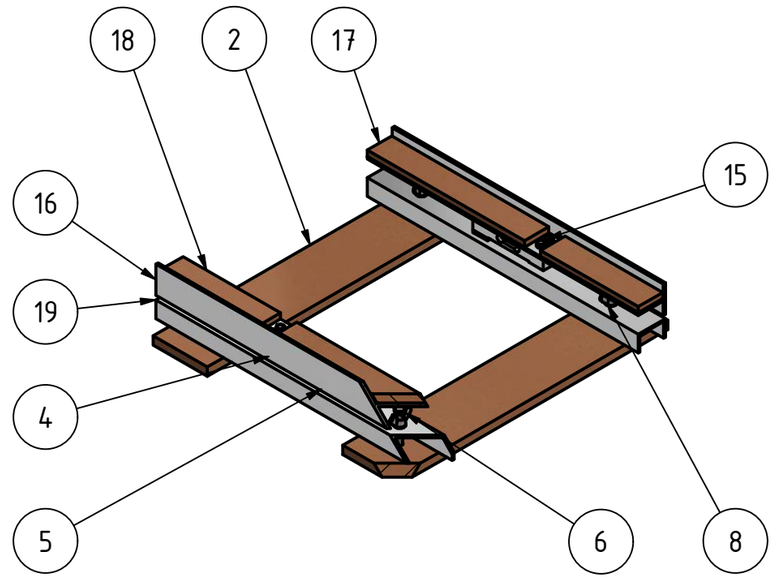

Pos 5 (1 : 2)

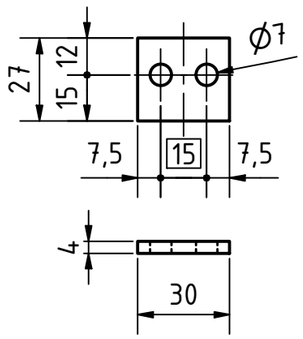

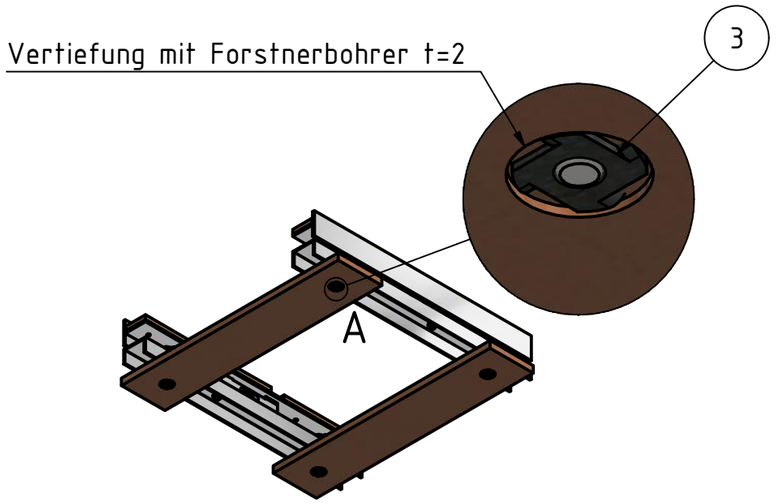

Status	Änderungen	Datum	Name		Datum	Name
				Gezeichn	30.03.2020	Markus
				Kontroll		
				Norm		

Beelogger

Modell T

1

A3